

Scaled data based on original data using  
LM-79-08 Approved Method: Electrical and Photometric Measurements of Solid-  
State Lighting Products

Test Report Prepared for  
Cooper Lighting Solutions  
(formerly Eaton)

Brand: McGRAW-EDISON

Report Number: P386202

Luminaire Tested: **GWC-SA1D-750-U-T3-HSS**

Issue Date: 3/3/2020

**Test Information**

Test Method: LM-79-08  
Report Number: P386202  
TEST IS SCALED FROM IESNA LM-79-08 TEST DATA (G2-1903-205-15)  
Test Lab: INNOVATION CENTER  
Issue Date: 3/3/2020  
Manufacturer: COOPER LIGHTING SOLUTIONS (FORMERLY EATON)  
Product Line: MCGRAW-EDISON  
Catalog Number: GWC-SA1D-750-U-T3-HSS  
Description: GALLEON WALL LUMINAIRE  
(1) 70 CRI, 5000K, 1200mA LIGHTSQUARE WITH 16 LEDS AND TYPE III OPTICS  
WITH HOUSE SIDE SHIELD  
Light Source: -  
Ballast/Driver: ELECTRONIC DRIVER

**Summary**

Lumens per Lamp: N/A  
Luminaire Lumens: 6039 lumens  
Efficiency: N/A  
Efficacy: 90.1 lumens/watt  
Luminous Opening: Rectangular (W 0.5' x L: 0.5' x H: 0')  
IES Classification: Type III - Short  
BUG Rating: B1 - U0 - G2

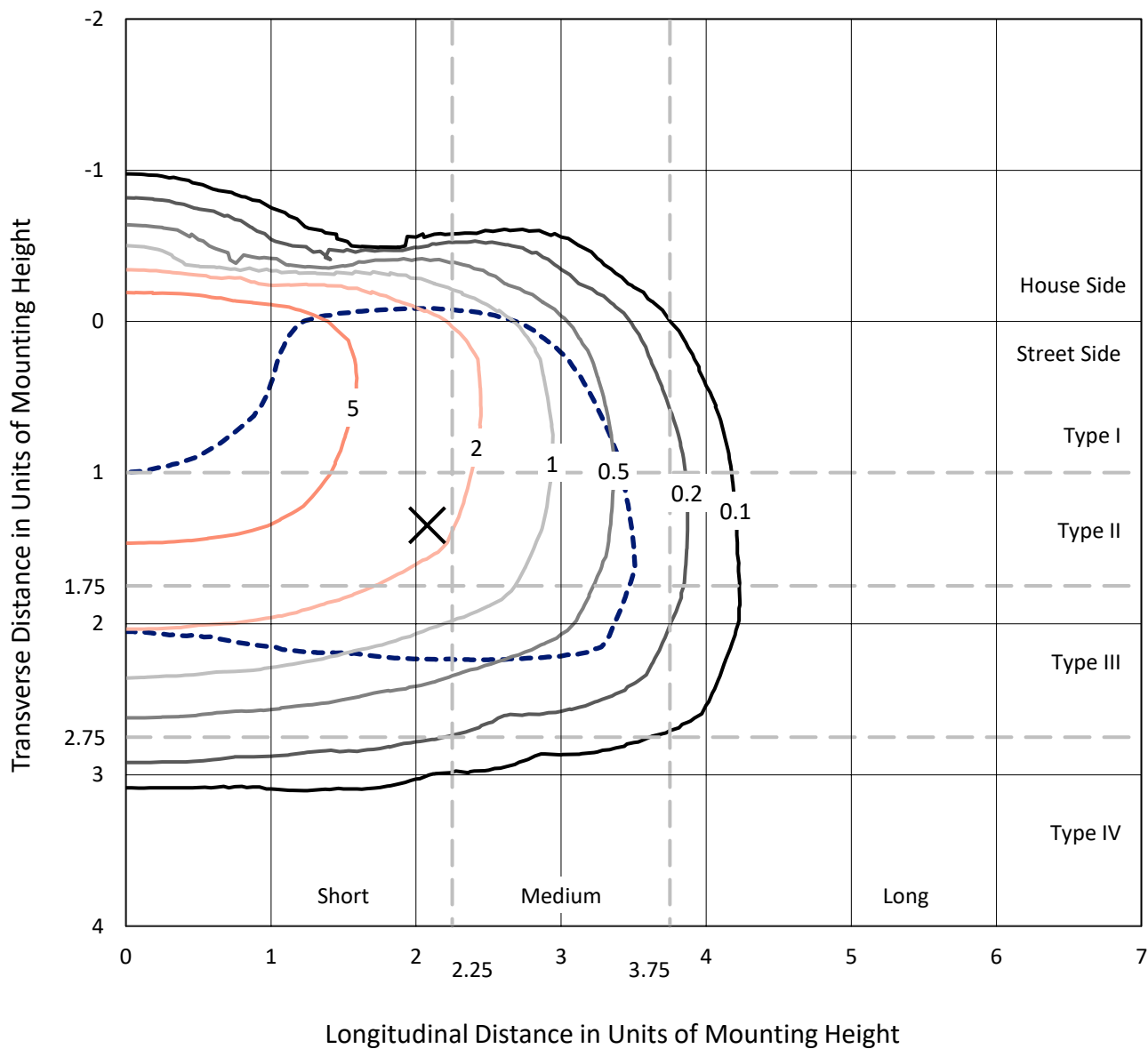
Input Watts (W): 67  
Input Voltage (V): NR  
Input Current (A<sub>in</sub>): NR  
Voltage Rise (V): NR  
Power Factor: NR  
Total Harmonic Distortion (THDi): NR  
Frequency (hertz): 60  
Stabilization Time: NR  
Operation Time: NR  
Ambient Temperature (°C): NR  
Test Distance: 24 FT



REPORT NUMBER: P386202  
 CATALOG NUMBER: GWC-SA1D-750-U-T3-HSS

### Iso-Footcandle Lines of Horizontal Illumination

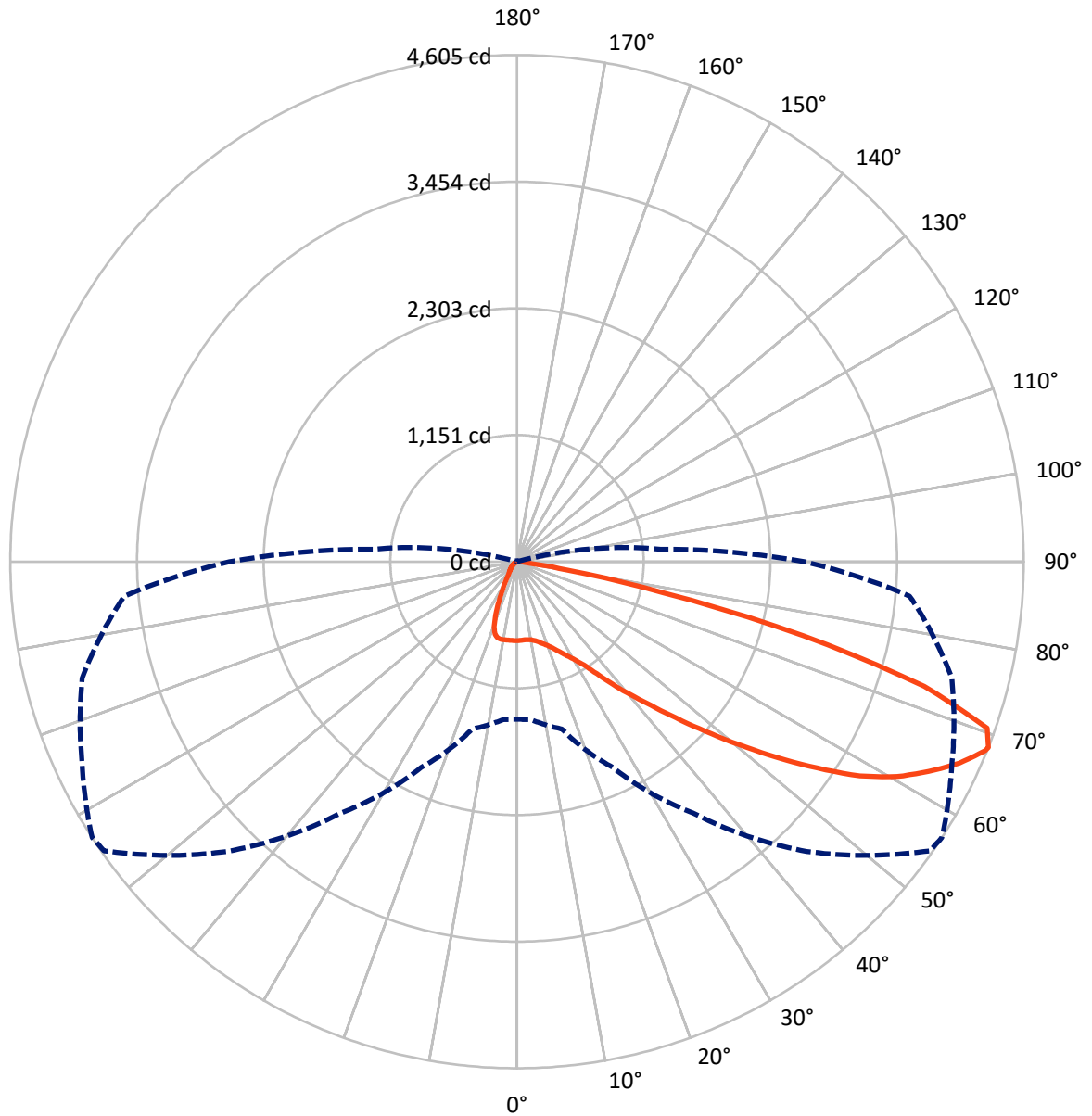
✕ Max cd  
 - - - 1/2 Max cd



Based on 10 foot mounting height. Maximum calculated value = 9.3 fc  
 Type III - Short - N/A

REPORT NUMBER: P386202  
CATALOG NUMBER: GWC-SA1D-750-U-T3-HSS

### Luminous Intensity Polar Plot



— Vertical Plane Through 57-Deg Lateral    - - - Horizontal Cone Through 68-Deg Vertical

REPORT NUMBER: P386202

CATALOG NUMBER: GWC-SA1D-750-U-T3-HSS

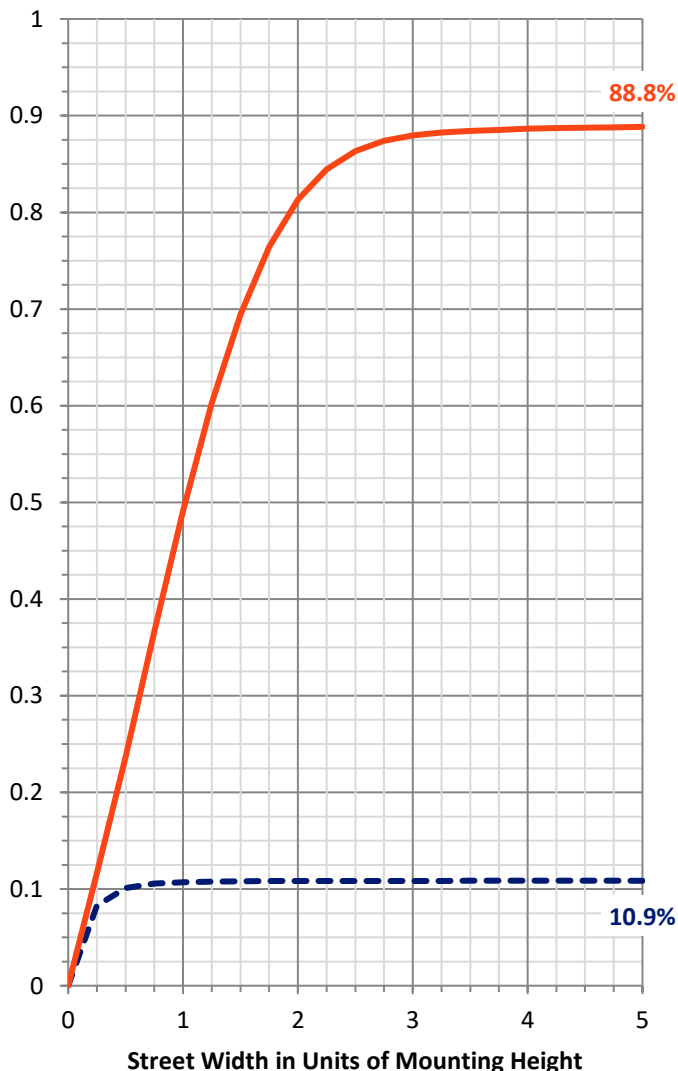
**FLUX DISTRIBUTION:**

		Downward	Upward	Total
<b>House Side</b>	Lumens	662.2	0.0	662.2
	% Fixture	11.0	0.0	11.0
<b>Street Side</b>	Lumens	5376.8	0.0	5376.8
	% Fixture	89.0	0.0	89.0
<b>Total</b>	Lumens	6039.0	0.0	6039.0
	% Fixture	100.0	0.0	100.0

**ZONAL LUMENS:**

Zone	Lumens	% Fixture
0°-10°	67.2	1.1
10°-20°	186.1	3.1
20°-30°	321.0	5.3
30°-40°	554.1	9.2
40°-50°	947.8	15.7
50°-60°	1516.3	25.1
60°-70°	1752.0	29.0
70°-80°	669.5	11.1
80°-90°	25.1	0.4
90°-100°	0.0	0.0
100°-110°	0.0	0.0
110°-120°	0.0	0.0
120°-130°	0.0	0.0
130°-140°	0.0	0.0
140°-150°	0.0	0.0
150°-160°	0.0	0.0
160°-170°	0.0	0.0
170°-180°	0.0	0.0
0°-90°	6039.0	100.0
0°-180°	6039.0	100.0

**Coefficient of Utilization**



REPORT NUMBER: P386202

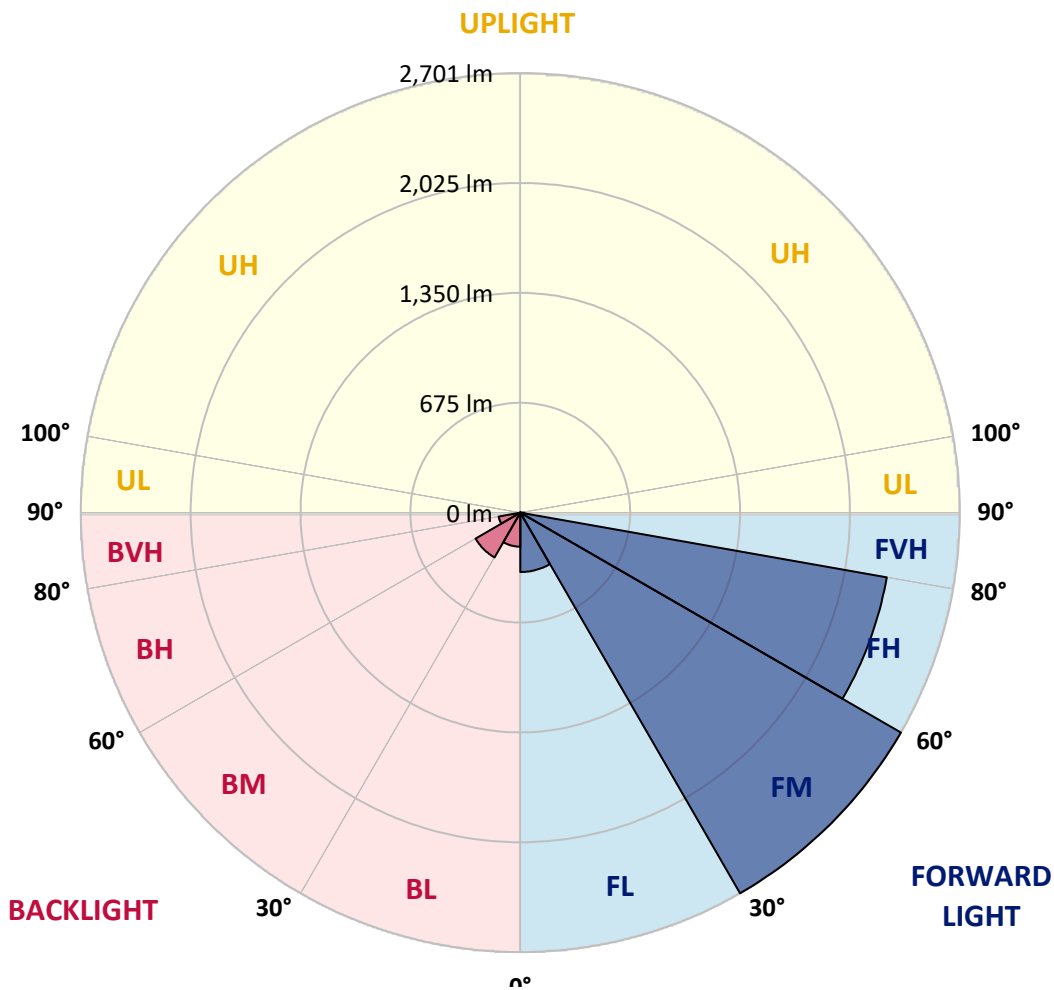
CATALOG NUMBER: GWC-SA1D-750-U-T3-HSS

**LUMINAIRE CLASSIFICATION SYSTEM LUMEN TABLE AND BUG RATING:**

Zone	Lumens	% Fixture	Zone Rating/Lumen Limit		
			B	U	G
FL (0°-30°)	365.0	6.0			
FM (30°-60°)	2700.6	44.7			
FH (60°-80°)	2286.6	37.9			G2/5000
FVH (80°-90°)	24.6	0.4			G1/100
BL (0°-30°)	209.3	3.5	B1/500		
BM (30°-60°)	317.6	5.3	B1/1000		
BH (60°-80°)	134.9	2.2	B1/500		G1/500
BVH (80°-90°)	0.5	0.0			G0/10
UL (90°-100°)	0.0	0.0		U0/0	
UH (100°-180°)	0.0	0.0		U0/0	

**BUG Rating: B1-U0-G2**

Type III Short





REPORT NUMBER: P386202

CATALOG NUMBER: GWC-SA1D-750-U-T3-HSS

**CANDELA DISTRIBUTION (FULL):**

	0°	5°	15°	25°	35°	45°	55°	57°	65°	75°	85°
0°	717.6	717.6	717.6	717.6	717.6	717.6	717.6	717.6	717.6	717.6	717.6
2.5°	700.7	703.9	706.2	707.6	709.3	713.0	714.2	715.9	716.7	716.7	718.7
5°	673.0	676.5	681.3	685.3	693.3	703.6	711.0	713.9	719.0	723.6	726.2
7.5°	647.3	651.3	657.1	666.5	680.2	696.7	712.2	716.2	726.2	735.9	740.7
10°	630.8	633.9	641.4	654.8	672.8	695.9	717.6	722.4	739.6	755.9	765.0
12.5°	625.1	627.9	635.6	650.8	673.0	700.2	730.2	737.3	762.4	786.1	799.0
15°	633.4	633.9	642.2	656.5	678.5	710.7	751.0	759.6	791.3	822.1	838.1
17.5°	665.3	662.8	667.0	673.3	690.8	724.7	773.0	785.8	828.1	864.4	879.5
20°	745.3	745.3	735.6	718.4	718.7	746.4	802.7	817.3	868.9	910.9	924.6
22.5°	882.1	879.5	860.1	818.1	779.6	783.8	839.0	857.8	918.0	962.9	967.5
25°	1046.5	1043.4	1013.4	954.3	887.5	844.4	888.1	909.8	976.6	1016.3	1006.9
27.5°	1220.7	1218.2	1188.5	1115.1	1020.0	940.9	946.6	967.2	1036.3	1075.4	1045.4
30°	1389.5	1390.4	1360.9	1285.6	1177.9	1064.0	1020.8	1032.8	1094.2	1133.9	1091.1
32.5°	1550.0	1551.1	1525.7	1441.5	1341.0	1207.0	1123.6	1120.5	1161.6	1200.7	1151.6
35°	1693.0	1695.9	1678.5	1613.1	1506.6	1366.4	1257.0	1249.6	1257.3	1301.5	1244.4
37.5°	1831.0	1832.7	1819.5	1764.4	1675.3	1541.4	1425.5	1414.9	1398.3	1432.3	1366.9
40°	1982.0	1977.7	1962.6	1912.6	1836.1	1734.7	1606.5	1588.2	1559.4	1589.7	1528.0
42.5°	2122.5	2117.7	2120.2	2063.7	1999.2	1933.5	1817.5	1786.1	1769.3	1804.1	1725.6
45°	2298.1	2295.6	2304.1	2255.0	2202.7	2155.1	2059.4	2025.1	2017.7	2058.5	1964.6
47.5°	2471.5	2477.7	2504.3	2483.4	2462.3	2420.3	2315.5	2300.1	2304.7	2354.1	2216.7
50°	2615.9	2623.4	2696.2	2720.2	2750.7	2726.2	2621.1	2611.7	2629.6	2674.2	2488.0
52.5°	2720.5	2735.6	2826.1	2936.6	3048.0	3064.5	2959.7	2951.2	2975.5	2982.3	2697.6
55°	2793.0	2806.4	2908.9	3111.1	3337.8	3409.2	3344.1	3311.0	3306.4	3238.7	2918.1
57.5°	2805.8	2804.4	2951.8	3223.9	3565.1	3749.3	3708.2	3675.6	3582.0	3475.7	3170.8
60°	2733.3	2741.6	2912.6	3263.0	3707.9	4006.6	4009.7	3967.5	3821.5	3706.2	3415.8
62.5°	2510.0	2543.7	2716.5	3160.5	3706.2	4110.2	4230.7	4198.5	4024.0	3894.9	3664.2
65°	2147.9	2159.9	2324.7	2809.3	3455.8	4066.8	4429.8	4417.8	4206.5	4078.3	3791.8
67.5°	1568.5	1542.6	1715.6	2212.2	2925.8	3813.8	4572.5	4587.7	4347.2	4115.9	3655.9
68°	1431.5	1439.2	1574.0	2064.5	2787.0	3724.5	4582.0	4605.1	4361.2	4091.4	3581.7
70°	853.2	868.1	988.3	1421.5	2120.2	3218.7	4480.3	4533.1	4277.9	3838.1	3098.0
72.5°	217.9	235.6	349.2	636.2	1211.0	2267.9	3782.1	3871.5	3714.2	3113.7	2091.4
75°	89.7	94.2	124.8	209.6	451.2	1021.7	2492.9	2684.2	2574.8	1864.1	945.2
77.5°	62.0	65.1	80.2	116.2	195.3	346.4	1222.2	1360.4	1225.6	636.2	206.2
80°	44.5	47.1	57.4	77.4	112.2	123.6	398.3	460.6	365.8	139.6	51.1
82.5°	26.6	28.6	42.8	55.1	68.2	59.1	99.1	112.5	105.9	69.4	22.8
85°	13.1	15.4	28.8	39.4	36.8	24.8	30.3	33.7	41.7	42.3	12.3
87.5°	0.9	1.7	16.8	23.7	10.3	5.7	8.9	10.9	14.8	20.8	5.1
90°	0.0	0.0	0.0	0.0	0.0	0.0	0.0	0.0	0.0	0.0	0.0



REPORT NUMBER: P386202  
 CATALOG NUMBER: GWC-SA1D-750-U-T3-HSS

**CANDELA DISTRIBUTION (continued):**

	90°	95°	105°	115°	125°	135°	145°	155°	165°	175°	180°
0°	717.6	717.6	717.6	717.6	717.6	717.6	717.6	717.6	717.6	717.6	717.6
2.5°	719.6	719.9	717.9	717.0	717.6	714.2	712.7	713.3	713.3	714.2	712.7
5°	726.7	726.7	723.3	718.7	716.2	709.6	705.3	704.2	703.3	702.7	701.6
7.5°	742.1	740.4	734.4	724.4	715.9	701.6	690.8	685.0	682.2	681.0	680.2
10°	767.0	763.9	753.9	735.3	715.6	690.2	666.5	649.6	635.6	629.9	626.5
12.5°	800.4	795.8	779.0	748.1	713.6	666.8	615.4	566.0	520.0	501.1	491.7
15°	839.0	832.4	805.8	759.0	701.9	613.9	502.3	415.8	352.1	328.1	317.8
17.5°	878.1	869.5	829.2	765.9	666.8	504.6	352.4	266.1	223.6	212.2	208.2
20°	917.5	904.9	849.5	760.7	587.4	363.8	232.4	194.5	182.2	178.8	177.6
22.5°	954.9	935.5	867.8	740.7	465.2	244.1	183.9	171.9	167.9	165.9	165.3
25°	987.4	960.3	883.8	679.0	329.2	184.5	165.6	161.6	156.5	152.8	153.1
27.5°	1018.0	985.2	893.5	577.4	219.6	157.6	153.3	147.9	138.5	133.1	133.1
30°	1054.8	1018.3	900.6	444.3	161.6	139.3	135.9	127.6	114.8	107.7	107.7
32.5°	1110.2	1068.5	896.1	311.8	133.9	122.5	114.5	103.1	89.1	82.2	82.0
35°	1195.0	1146.2	863.5	204.5	118.2	106.5	93.7	79.7	67.4	61.7	61.4
37.5°	1309.3	1250.1	790.4	146.2	105.9	91.7	76.2	60.8	51.7	48.0	47.7
40°	1457.5	1370.9	685.9	118.5	94.5	77.4	58.8	47.1	40.8	38.0	38.3
42.5°	1635.4	1500.3	560.5	102.2	83.4	63.7	46.0	37.1	33.1	31.1	30.6
45°	1833.0	1627.9	429.2	91.1	72.2	51.4	36.0	29.4	26.3	25.1	25.1
47.5°	2050.3	1752.1	314.1	81.4	60.3	39.7	28.8	24.0	21.4	20.6	20.3
50°	2247.6	1838.4	226.4	71.1	49.4	31.4	23.4	20.0	18.3	17.1	17.1
52.5°	2412.1	1865.5	166.8	60.0	40.0	25.1	19.4	17.1	15.4	14.6	14.6
55°	2556.8	1854.4	123.9	49.4	32.3	20.6	16.6	14.6	13.1	12.3	12.3
57.5°	2695.6	1818.4	92.5	40.3	26.0	16.6	14.0	12.3	10.9	10.3	10.3
60°	2809.0	1758.4	68.8	32.6	20.8	13.4	11.7	10.0	8.9	8.0	8.0
62.5°	2900.9	1692.2	50.5	26.8	16.6	10.6	9.1	8.3	6.6	5.7	5.7
65°	2901.5	1582.2	38.0	22.3	12.8	8.3	6.9	6.6	4.3	3.4	3.1
67.5°	2691.6	1364.1	29.1	19.1	10.0	6.3	5.1	5.4	2.3	1.4	1.1
68°	2615.4	1308.7	27.4	18.8	9.4	6.0	4.9	5.4	2.0	1.1	0.9
70°	2205.0	1041.1	22.0	18.3	8.3	4.6	4.0	5.4	1.7	0.9	0.6
72.5°	1410.3	604.2	16.3	14.6	6.3	3.4	2.6	4.9	1.7	0.6	0.3
75°	600.2	187.3	11.1	10.3	3.7	2.6	1.7	3.1	1.1	0.3	0.0
77.5°	126.5	42.3	6.6	6.3	2.6	1.7	1.1	0.9	0.3	0.0	0.0
80°	32.6	12.3	3.4	3.1	1.4	0.9	0.6	0.0	0.0	0.0	0.0
82.5°	10.3	4.9	2.0	1.4	0.6	0.0	0.0	0.0	0.0	0.0	0.0
85°	5.1	2.9	1.1	0.6	0.0	0.0	0.0	0.0	0.0	0.0	0.0
87.5°	2.9	0.9	0.3	0.0	0.0	0.0	0.0	0.0	0.0	0.0	0.0
90°	0.0	0.0	0.0	0.0	0.0	0.0	0.0	0.0	0.0	0.0	0.0



Signify Classified - Internal  
Cooper Lighting Solutions Photometric Lab  
1121 Highway 74 South  
Peachtree City, GA 30269

Scaled Data Report



Report Generated By 670245982

Signify Classified - Internal  
Cooper Lighting Solutions Photometric Lab  
1121 Highway 74 South  
Peachtree City, GA 30269

Scaled Data Report



Signify Classified - Internal  
Cooper Lighting Solutions Photometric Lab  
1121 Highway 74 South  
Peachtree City, GA 30269

Scaled Data Report



Signify Classified - Internal  
Cooper Lighting Solutions Photometric Lab  
1121 Highway 74 South  
Peachtree City, GA 30269

Scaled Data Report



Signify Classified - Internal  
Cooper Lighting Solutions Photometric Lab  
1121 Highway 74 South  
Peachtree City, GA 30269

Scaled Data Report



--- HS — SS

Signify Classified - Internal  
Cooper Lighting Solutions Photometric Lab  
1121 Highway 74 South  
Peachtree City, GA 30269

Scaled Data Report



u

Signify Classified - Internal  
Cooper Lighting Solutions Photometric Lab  
1121 Highway 74 South  
Peachtree City, GA 30269

Scaled Data Report



Signify Classified - Internal  
Cooper Lighting Solutions Photometric Lab  
1121 Highway 74 South  
Peachtree City, GA 30269

Scaled Data Report



(END OF REPORT)